

# THE NEW LEXUS CT 200h

---

The World's First  
Full Hybrid Luxury Compact Car



 LEXUS

# START THE QUIET REVOLUTION

---

THE WORLD'S FIRST FULL HYBRID LUXURY COMPACT CAR. The new Lexus CT 200h is a breakthrough car for tomorrow's forward thinking driver. This stylish, refined five-door Lexus delivers smooth and highly responsive Full Hybrid performance, combined with world-class CO<sub>2</sub> and NO<sub>x</sub> emissions, and excellent fuel economy. Underlining the

car's environmental leadership, in EV (Electric Vehicle) mode, the new CT 200h can be driven in almost complete silence, using no fuel and emitting zero emissions\*. Dynamic and fun to drive, the Lexus CT 200h also has the stylish interior, award-winning quality, comfort, tranquillity and innovative technology you expect from Lexus.

\* At point of driving, dependent on speed, distance and conditions.







# TAKE TO THE STREETS, PEACEFULLY

## CLASS-LEADING AERODYNAMICS

The new CT 200h combines rewardingly sharp handling and stability with remarkable refinement on the road. One of the key reasons for this unique dynamism is class-leading aerodynamic efficiency. Features include a streamlined profile, tapered cabin sides, sculpted bumpers and a stylish rear diffuser. Other details, which you may not notice at first, are a rear window with integral winglets to minimise turbulence and a near-flat underbody. It all combines to create a deeply satisfying driving experience – and distinctively dynamic style.

# CHANGE COMPLEX TO SIMPLE

---

## L-FINESSE

Our design philosophy L-finesse - leading-edge thinking applied with finesse - allows us to explore the boundaries of visual dynamism, while maintaining the elegance that Lexus is renowned for. The result, in the new CT 200h, is a car that is bold, forward-looking and deeply artistic. It is also intriguing, inviting you to look closer all the time. Consider the resolute appearance of the new spindle-shaped grille, inspired by air flowing over the car. Or the innovative LED headlights\* and daytime running lights, which carry the Lexus signature arrowhead. Wherever you look, there is always more to see.

\* Standard on the SE-L Premier





# DEMONSTRATE FULL HYBRID INTELLIGENCE

## LEXUS HYBRID DRIVE

The new CT 200h, the world's first Full Hybrid Luxury Compact Car, couples dynamic styling and driving pleasure with leading-edge environmental performance. It's made possible by latest-generation Lexus Hybrid Drive technology, which seamlessly combines an innovative 1.8-litre Atkinson Cycle petrol engine with a high-output electric motor, an advanced compact battery and a sophisticated energy management system. Together, the power sources develop 136 DIN hp for astonishingly smooth and responsive acceleration while also providing exceptional fuel efficiency and class-leading, low emissions. Another benefit of the Full Hybrid system is EV (Electric Vehicle) mode, enabling a zero-emissions\*, zero-fuel consumption drive in near-perfect silence.

\* At point of driving, dependent on speed, distance and conditions.



# HOW DOES LEXUS HYBRID DRIVE WORK?



## START UP IN SILENCE

When starting off, the electric motor can power the CT 200h up to 25mph (depending on driving conditions and battery charge), with electric energy supplied from the hybrid battery. At this point, the vehicle is almost silent, uses no petrol and produces zero emissions\*.



## NORMAL DRIVING CONDITIONS

As more power is required, the advanced petrol engine cuts in almost silently, receiving assistance from the electric motor as required. Through highly intelligent management of its dual power sources, the CT 200h provides exceptional driving refinement, together with low emissions and low fuel consumption. This orchestration of power sources to maximise efficiency is managed by a sophisticated Power Control Unit (PCU).



## FULL THROTTLE ACCELERATION

Whenever you need it, the 60kW electric motor instantly supplements the 1.8-litre petrol engine to provide an instant surge of torque for powerful acceleration.



## DECELERATION, STOPPING, BRAKING

When decelerating or coming to a halt, the petrol engine turns off, cutting emissions to zero\*. Brake, or take your foot off the accelerator, and the regenerative braking system captures the kinetic energy that is lost in conventional cars. It then converts it into electric energy for storage in the hybrid battery, which is one reason why you never need to recharge a Lexus Full Hybrid vehicle. Whatever the driving conditions, the sophisticated Power Control Unit ensures that the most efficient combination of petrol and electric power is used. This maximises fuel efficiency and minimises emissions. Only Full Hybrid Drive can do this.

\* At point of driving, dependent on speed, distance and conditions.

\*At point of driving, dependent on speed, distance and conditions.





## ECO MODE

### RELAXING ENVIRONMENTAL PERFORMANCE

With the drive mode selector on the centre console you can easily adjust the CT 200h to suit your driving mood: select EV (Electric Vehicle) mode and Lexus Hybrid Drive provides an almost silent drive up to 25mph, using no petrol and emitting zero CO<sub>2</sub> or NO<sub>x</sub>\*. For a smooth and relaxing drive, NORMAL mode uses petrol power as needed to achieve higher speeds, while the Full Hybrid system ensures strong environmental performance. In ECO mode, air conditioning and throttle responses are modified to maximise efficiency. Also, in EV, ECO and NORMAL modes, the instruments and cabin lighting take on a cool blue, while the ecometer helps you drive more efficiently.

\* At point of driving, dependent on speed, distance and conditions.



## SPORT MODE

### INVIGORATING SPORTS MODE.

If you're in the mood for a dynamic drive, select SPORT and the CT 200h immediately tunes throttle input for more direct acceleration and increases electric power from 500 to 650 volts. SPORT mode also adjusts the Electric Power Steering, Vehicle Stability Control and Traction Control for a more engaging drive. You will also notice how the ecometer becomes a tachometer to display engine revs – and how the instruments and overhead cabin lighting turn a sporty red.



# EXERCISE YOUR RIGHT TO ENJOY

---

## ADVANCED DRIVING DYNAMICS

At the wheel of the new CT 200h, you will experience a genuine sense of connectedness with a beautifully balanced, very agile car. In short, the CT 200h is a joy to drive. Responses are precise and predictable, thanks to a low centre of gravity and the extensive use of lightweight aluminium components. Agile handling is delivered by sophisticated double-wishbone rear suspension, while Electric Power Steering guarantees engagingly responsive control. And for a safe and secure drive, Vehicle Stability Control is fitted as standard, helping you to maintain control if the car's balance is unsettled.



A wide-angle photograph of the interior of a Lexus CT 200h. The car features black leather upholstery on the front and rear seats. The front seats have a sporty design with horizontal stitching. The dashboard is black with a central infotainment screen displaying the Lexus logo. The steering wheel is black with silver accents. The car is parked in a lot with wind turbines visible in the background.

## A POSITION OF INFLUENCE

### OUTSTANDING CABIN REFINEMENT

The CT 200h rewrites the rules of ergonomics and refinement for compact cars. In the perfectly positioned driver's seat, you will soon notice how the cockpit creates a pleasing sense of individually focused comfort. Front sports seats ensure excellent lateral support when cornering, while their innovative frame design gives rear passengers even more legroom. Everything you touch communicates the car's finely crafted quality - from the soft-touch leather and leather-covered steering wheel to the finely crafted inserts. What's more, extensive sound insulation, largely bio-sourced, ensures class-leading quiet for a peaceful atmosphere.



## TAKE CONTROL

REMOTE TOUCH (available with satellite navigation option)

The CT 200h intuitively anticipates your needs, using 'human-centred engineering' to make you feel instantly and effortlessly at home. Take, for instance, the car's award-winning\* Remote Touch system, an innovation that revolutionises the way you interact with the Mark Levinson® or Panasonic® sound systems, Electronic Climate Control and Full Map Navigation. It's as easy to use as a computer mouse. When, for instance, the pointer on the 7-inch display screen comes close to an icon, you feel a gentle pull towards it through the controller in the centre console. Simply click ENTER and the command is completed.

\* Remote Touch won a coveted award from the prestigious 2010 iF International Forum Design in Hanover, Germany.





## LUXURY WITHOUT COMPROMISE

---

### LEXUS TAKUMI CRAFTSMANSHIP

The Lexus CT 200h is built at our award-winning Lexus 'Eco Factory' in Kyushu, Japan - a site with strict processes to reduce environmental impact - and promises to excel with its finish and refinement. And not only is production performed by highly skilled teams, it is also overseen by Lexus Takumi master craftsmen. On completion, every car is checked for smoothness in our 'Quiet Dome' facility, before undergoing a comprehensive final test drive. The outcome of all this is an endlessly satisfying experience, epitomised by features such as exquisitely finished leather, the finely tuned engine and suspension, beautifully grained bamboo inserts (available as an option) grown on sustainable plantations, and flawless, mirror-finish paintwork.





# INSPIRING PROTECTION

## PRE-CRASH SAFETY\*

The CT 200h can be equipped with our breakthrough Pre-Crash Safety system (PCS), a class first. Using millimetre-wave radar to detect objects ahead, combined with real-time dynamics data, the PCS computer constantly assesses collision risk. If a high risk is calculated, it activates Pre-Crash Brake Assist, which supports you with increased brake pressure. If a collision is then deemed unavoidable, PCS engages Pre-Crash Brakes to help reduce collision force. Finally, the Pre-Crash Seatbelt is activated, automatically tensioning both front seatbelts just before impact.

\* Only available on the SE-L Premier.



# STRENGTH IN SILENCE

## CLASS-LEADING SAFETY PERFORMANCE

Engineered to meet world-class safety standards, and featuring an energy-absorbing body frame, the CT 200h is an extremely safe car. It is equipped with eight airbags, including dual-stage driver/front passenger airbags and front side airbags that deploy according to impact intensity. For extra protection, front Whiplash Injury Lessening seats help decrease neck motion in a rear end collision, while impact-absorbing pads in the front footwells help reduce ankle injuries.





# FULL HYBRID TECHNOLOGY



**1.8-LITRE 4-CYLINDER PETROL ENGINE**  
Featuring Start/Stop capability, Exhaust Gas Recirculation and Variable Valve Timing-intelligent technologies, this ultra-smooth 'Atkinson Cycle' petrol engine delivers exceptional fuel efficiency and significantly reduced emissions.



**HIGH-OUTPUT ELECTRIC MOTOR**  
The 60kW electric motor works together with the petrol engine to boost acceleration, and is the sole source of power in Electric Vehicle mode. Generating up to 207 Nm of instantaneous and linear torque, the motor is far more powerful than that of mild hybrids.



**POWER CONTROL UNIT**  
Located in the engine compartment, the groundbreaking Power Control Unit is the brain of Lexus Hybrid Drive and controls the allocation of power resources to ensure optimum efficiency at all times.



**EXHAUST HEAT RECOVERY**  
This compact unit helps warm up the 1.8-litre engine more quickly. Fitted to the exhaust system between the engine and catalytic converter, it allows the engine to switch off earlier and more often in cooler weather, leading to a reduction in fuel consumption and emissions.



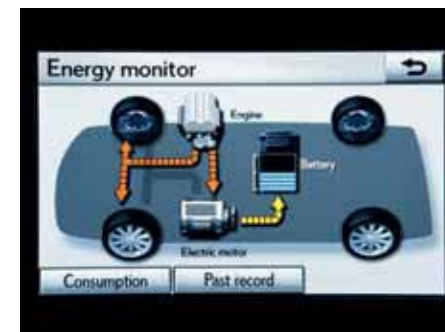
For astonishingly smooth performance and low CO<sub>2</sub> emissions of just 94g/km, the CT 200h orchestrates a combination of super-efficient 1.8-litre petrol engine, high-output electric motor, powerful compact battery, seamless Hybrid Transmission and Power Control Unit.



**HYBRID TRANSMISSION**  
Lexus Hybrid Drive's electric motor, generator and power split mechanism are all housed in the Hybrid Transmission. Here, the two forces of Full Hybrid – electrical and mechanical power – are combined using infinitely variable gear ratios to produce seamless performance.



**ADVANCED COMPACT BATTERY**  
Lexus Hybrid Drive features a high-output, nickel-metal hydride 202-volt battery controlled by sophisticated energy-management software. Located under the luggage area, without compromising interior space, the battery is constantly recharged by the vehicle's operation and requires no external charging.



**REGENERATIVE BRAKING**  
Especially during braking, but also when cruising, the electric motor acts as a high-output generator, recovering kinetic energy as electrical energy. This charges the hybrid battery for use later when accelerating hard, or driving in EV (Electric Vehicle) mode.



**DRIVE MODE SELECTOR**  
The CT 200h has four selectable drive modes. EV mode provides whisper quiet, emission-free\* progress purely using electric power. ECO and NORMAL modes combine petrol and electric power for relaxed, higher speed driving. SPORT mode delivers a more dynamic driving experience.

\* At point of driving, dependent on speed, distance and conditions.



# CT 200h INTERIOR FEATURES



## OPTITRON INSTRUMENTATION

Crisp, white instrumentation with anti-glare technology ensures that the main vehicle data is readily assimilated by the driver. The background lighting can switch from blue to red, with the ecometer being replaced by a tachometer.



## MULTI-INFORMATION DISPLAY

Specific vehicle data can be viewed using the Multi-Information Display. Data includes average speed, fuel economy and journey time. The driver can customise the settings via the steering wheel mounted controls.



## SPORTS STEERING WHEEL

The high-grip leather sports steering wheel is extremely tactile and incorporates dynamic design elements from the Lexus LFA supercar. It also integrates switches to control audio and mobile phone, so you can keep your hands on the wheel for more of the time.



## CLIMATE CONTROL

The cabin temperature of the CT 200h can be rapidly cooled or warmed using powerful, dual zone, Electronic Climate Control. Uniquely, the system is powered exclusively by the hybrid battery – often without the engine running, maximising efficiency.



## REAR SEAT COMFORT

The long wheelbase, wide stance and extended roofline of the CT 200h ensure ample room for three adult rear seat passengers. These seats can be folded down individually (60:40) or together. The outer seats are contoured for great comfort, and all seats feature a three-point seatbelt.



## SPORTS SEATS

Meticulously tailored and beautifully stitched, the highly sculpted front sport seats provide increased lateral support when cornering while remaining comfortable on even the longest of journeys. Positioned low in the car, they increase the sense of driver connectedness.



## PARKING MONITOR

With reverse gear engaged, live images of the area behind the CT 200h appear in the electrochromatic rear-view mirror or via satellite navigation. The images are relayed via a miniature camera in the tailgate, so reversing into parking spaces is much easier.



## LUGGAGE SPACE

With all five seats occupied, the luggage capacity is 375 litres, which is enough to accommodate two large suitcases or two buggies. Folding down the rear seats creates a virtually flat storage area with a capacity of 985 litres up to window level – ideal for transporting bulkier items.

## DYNAMICS / ACTIVE SAFETY



### DOUBLE WISHBONE REAR SUSPENSION

The double wishbone/trailing arm rear suspension, developed specially for the CT 200h, delivers outstanding road holding, refined cornering agility and superb straight-line stability. Its compact design encroaches less into the rear luggage space.



### LATERAL DAMPING SYSTEM (optional on SE-L Premier)

A front and rear lateral damping system minimises undesirable body vibrations in the CT 200h, offering a more linear steering feel and further increasing ride comfort.

## PASSIVE SAFETY



### PASSENGER SAFETY CELL

For added safety, the CT 200h has a very strong passenger cell. The car's main pillars are specially reinforced and high tensile steel has been used strategically throughout. Crumple zones front and rear absorb energy in a crash, as does the steering column, which is engineered to collapse on impact.



### SIDE IMPACT PROTECTION

All occupants are well protected from side impacts. Strengthened A and B-pillars (at the windscreen and in the middle of the car), floor reinforcements and side impact beams absorb and distribute collision energy away from the driver and passengers.



### PRE-CRASH SAFETY (PCS) and ADAPTIVE CRUISE CONTROL (ACC) (optional on SE-L Premier)

PCS uses millimetre-wave radar and an on-board computer to calculate collision risk ahead. If the risk is high it alerts the driver and increases brake-pressure. If impact is unavoidable PCS can apply the brakes and tighten the front seatbelts. Linked with PCS radar, ACC maintains a set distance from the vehicle ahead.



### TRACTION CONTROL (TRC)

TRC maintains the CT 200h's ability to grip the road, especially when starting off or accelerating on uneven or slippery surfaces. Corrective measures are applied the moment the risk of wheel-spin is detected, thereby maintaining traction.



### VEHICLE STABILITY CONTROL (VSC)

VSC helps prevent the loss of vehicle control, particularly when cornering quickly or at the onset of a skid. Stability is improved and vehicle speed reduced by the selective application of brakes and/or power reduction.



### ENERGY ABSORBING MATERIALS

Pads in the front footwells help cushion ankles, while the doors are fitted with energy absorbing materials to help protect the waist and abdomen. Extensive padding within the roof lining provides head impact protection.



### WHIPLASH INJURY LESSENING SEATS

The front seat and headrest design minimise whiplash-inducing neck motion in a rear impact. Reinforced side frames let the torso sink into the seatback, while the forward placement of the headrest supports the head more effectively.



### ISOFIX SEAT MOUNTINGS

CT 200h drivers with small children will appreciate the added security of ISOFIX seat mountings. These are used to quickly attach child seats in a safe and secure fashion.



### EIGHT AIRBAGS

The CT 200h is equipped with eight airbags and front seatbelt pre-tensioners. In a collision, impact intensity sensors activate front dual-stage driver/passenger and side airbags. Front seat passengers also benefit from knee airbags, and curtain shield airbags run the length of the side windows.

Please note: not all of the equipment items detailed above are specified as standard. ■ Optional equipment.



# ADVANCED EQUIPMENT



## LED HEADLAMPS

Low-beam Light Emitting Diode (LED) headlights are available for the first time on a luxury compact car. LEDs use less energy, last longer and react more quickly than conventional bulbs.



## DVD PLAYBACK

In combination with the Mark Levinson® Premium Surround system, favourite DVDs can be viewed on the central display screen. A full home theatre experience is provided by the 13 surround-sound speakers.



## ADVANCED NAVIGATION

The Hard Disk Drive navigation system is fast and user friendly. The full-colour 7-inch screen can be used to control the audio, telephone or climate control, monitor key vehicle data and view hybrid power flows, or as a Parking Assist Monitor.



## REMOTE TOUCH

Remote Touch revolutionises interaction with the central multi-display screen. Shaped to fit comfortably in the hand, it reacts intuitively to driver or front seat passenger commands and is as easy to use as a computer mouse.



## MARK LEVINSON® SURROUND SOUND

The 13-speaker Mark Levinson® Premium Surround system is tailored to the specific acoustic properties of the CT 200h's cabin. Delivering 71-channel digital surround sound, it provides a home-theatre experience for enjoying CDs and DVDs.



## 10-SPEAKER PANASONIC® AUDIO

Also featuring bio-sourced materials, the 10-speaker Panasonic® system has a separate lightweight amplifier unit for increased audio fidelity. Additionally, it is specified with an in-dash, 6-CD changer.



## 6-SPEAKER PANASONIC® AUDIO

The CT 200h is specified as standard with a 6-speaker Panasonic® audio system. Highly innovative, it features bio-sourced bamboo charcoal resin speaker diaphragms for clearer sound performance and recyclability.



## USB PORT AND AUX SOCKET

The USB provides a connection for a variety of multi-media devices, including an iPod® or MP3 player. Once connected, favourite tracks can be played and listened to through the speaker system or headphones.



## BLUETOOTH®

The CT 200h features Bluetooth® connectivity. Once connected via Bluetooth® you can operate your mobile phone using steering wheel controls and download your contacts list (subject to compatibility).



## DAB RADIO

The audio equipment in all CT 200h models is Digital Audio Broadcasting (DAB) 'ready'. With this option, you can enjoy the superior radio reception and increased variety of radio stations provided by DAB technology.

Please note: not all of the equipment items detailed above are specified as standard.

Optional equipment.

# CT200h SPECIFICATIONS



# CT 200h SPECIFICATIONS

Engine and Lexus Hybrid Drive	Engine type	1.8-litre VVT-i petrol with Atkinson Cycle
	Capacity	1,798 cm³
	Max. output	99 DIN hp / 73kW@5,200rpm
	Max. torque	142Nm@4,000rpm
Electric motor	Max. output	60kW
	Max. torque	207Nm
System output	Max. output	136 DIN hp / 100kW
Transmission	Driven wheels	Front-wheel drive
	Transmission	E-CVT (Electronically-controlled Continuously Variable Transmission)
Performance	Max. speed	113mph / 180km/h
	0-62mph	10.3 seconds
Fuel consumption (according to 99/100/EEC)	Urban (mpg/l/100km)	68.9 / 4.1
	Extra-urban (mpg/l/100km)	70.6 / 4.0
	Combined (mpg/l/100km)	68.9 / 4.1
Emissions	Emissions level	Euro V
	Combined CO <sub>2</sub>	94g/km
	BIK Rate (10/11)	10%
Brakes	Front	Ventilated discs
	Rear	Solid discs
Suspension	Front	MacPherson strut, coil springs
	Rear	Double wishbone
Capacities	Fuel tank	45 litres
	Boot capacity	
	- rear seats upright (inc. under storage)	375
	- rear seats folded down	985
Weights	Kerb weight (min.-max.)	1,370-1,410kg
	Gross vehicle weight (min.-max.)	1,790-1,845kg



# STANDARD EQUIPMENT

Safety and security	ABS (Anti-lock Braking System)
	BAS (Brake Assist System)
	TRC (Traction Control)
	EBD (Electronic Brakeforce Distribution)
	VSC (Vehicle Stability Control)
	EPS (Electric Power Steering), speed sensitive
	TPWS (Tyre Pressure Warning System)
	Driver and front passenger 2-stage airbag
	Driver and front passenger knee airbag
	Driver and front passenger side airbag
	Curtain shield airbags
	Anti-theft system: siren, intrusion sensor and immobiliser
	Two motion door lock: double lock
	Speed sensitive auto door lock
Exterior	LED daytime running lights
	Alloy wheels and tyres
	Front fog lamps
	LED taillights and active brake lights
	Rain-sensing wipers
Interior	Rear spoiler
	Tilt and telescopic leather steering wheel
	USB multimedia connection
	Bluetooth® mobile phone connectivity
	Dual zone climate control air conditioning system

# ADDITIONAL FEATURES

	CT 200h SE-I	CT 200h SE-L	CT 200h SE-L Premier
Halogen headlights with LED Daytime Running Lights	●	●	
LED low beam headlights with LED Daytime Running Lights			●
Push button start	●	●	
Smart Entry and Start system			●
Rear privacy glass	●	●	●
6-way manually adjustable front seats	●	●	●
Fabric upholstery	●		
Leather upholstery with seat heater		●	●
Electrically adjustable front seat heaters with lumbar support and driver's seat memory			●
Outside rear-view mirror, heated	●	●	
Electrically adjustable, heated and electrochromatic outside rear-view mirror			●
Parking Assist Sensors (front and rear)	Optional	●	●
Convenience Pack: cruise control, electrochromatic rear-view mirror and Parking Assist Monitor in rear-view mirror or through sat nav system		Optional	●
Adaptive Cruise Control (ACC) with Pre-Crash Safety system (PCS)			Optional
Full-map Navigation Package with 10-speaker audio system, in-dash 6CD changer, Hard Disk Drive (HDD) Navigation with Dynamic Route Guidance (DRG), Parking Assist Monitor and Remote Touch interface	Optional	Optional	
Mark Levinson® Multimedia Package with 6 in-dash DVD changer, 13 speakers, Hard Disk Drive (HDD) Navigation with Dynamic Route Guidance (DRG), Parking Assist Monitor and Remote Touch interface			●
16" alloy wheels and tyres (205/55R16)	Optional	Optional	Optional
17" alloy wheels and tyres (215/45R17)	●	●	●
Digital Audio Broadcasting (DAB)	Optional	Optional	Optional
Lateral damping system			Optional

A: 16-inch alloy wheels, optimised for a refined and comfortable ride

B: 17-inch alloy wheels, optimised for an agile and dynamic ride



# CT 200h ACCESSORIES



## BABYSAFE PLUS RESTRAINT SEAT

Comfort and security for babies up to about 9 months (up to 13 kg). An integral retractable canopy offers extra protection against the sun and wind.



## DUO PLUS ISOFIX RESTRAINT SEAT

Maximum safety for children between 9 months and 4 years (approximately 9-18 kg). The seat locks into the rear ISOFIX bars to anchor directly to the car's body and also has a top tether to prevent it tipping forward.



## CHILD RESTRAINT SEAT

Height adjustable for children between 4 and 12 years (approximately 15-36kg). A booster seat and adjustable headrest add flexibility for a growing child.



## 16" FUJI ALLOY WHEELS

The dynamic, sporty design adds a new dimension to the CT 200h's on-road presence. Lexus alloy wheels are precision engineered for low weight, high strength and long lasting good looks.



## 17" ZENGA ALLOY WHEELS

Inspired by the CT 200h's streamlined profile, these 17" alloy wheels have a powerful yet sophisticated visual appeal. They are strong, lightweight and optimally balanced for road-holding stability.



## REAR BUMPER PROTECTION PLATE

With its attractive aluminium finish, the rear bumper protection plate guards the bumper paintwork against scratching when sliding heavier loads in or out of the luggage compartment.



## SCUFF PLATES

The stylish front door scuff plates provide tough and long lasting protection. Finished with brushed aluminium inserts, the discreet illumination of LEXUS adds a compelling visual highlight.



## REAR BUMPER PROTECTION FILM

Durable transparent self-adhesive film to protect the rear bumper paintwork against accidental scratching when loading or unloading the luggage compartment.



## EASY CLICK BIKE HOLDER

Lightweight lockable 'Easy Click' design for two bicycles. Easy to install and remove, tilts for luggage compartment access and folds flat for storage. Supplied with a holder for lights and licence plate.



## ROOF RACK

The lockable aluminium roof rack is very easy to install and use. It combines with a wide range of specialised carrying attachments to create true flexibility for a variety of leisure activities.



## ROOF BOX

The high capacity, yet streamlined, design is ideal for touring holidays. It features interior luggage straps and has central locking and passenger side opening for added security and convenience.



# LEXUS CT 200h COLLECTION



At Lexus, we create luxury vehicles of refinement and style, that combine innovation, technological excellence and reliability.

These are qualities we believe you look for not only in your vehicle, but in other areas of your life too. Which is why we've applied the same exacting standards to the Lexus Collection.

Every item in the Lexus CT 200h Collection is a statement in style. Discreet. Well made. Expertly finished. In fact, everything you've come to expect from Lexus.

## HOW TO ORDER:

The Lexus CT 200h Collection is available to buy from your local Lexus Centre. On these pages you'll find a selection of the items available. For the full range, please visit your local Lexus Centre or visit [www.lexus.co.uk](http://www.lexus.co.uk).

01. Men's watch with Japanese quartz chronograph movement. Stainless steel case, dome lens and Italian grain leather strap. Water resistant to 10 atm, with one year guarantee. Supplied in a luxury gift box, making it an ideal present. LEXU0167

02. Ladies' watch with Japanese slimline quartz movement. Sunray dial and stainless steel strap. Water resistant to 3 atm, with one year guarantee. Supplied in a luxury gift box, making it an ideal present. LEXU0168

03. Cross signature journal with cleverly integrated pen sleeve and complimentary pen, ribbon page marker, expandable inner pocket and acid-free paper. LEXU0166

04. Striking golf umbrella with double canopy. Black outer canopy and blue inner canopy. Finished with ergonomic rubber sports grip and branded with white Lexus logo on two outer panels and bottom of handle. LEXU0168

05. 4GB USB flash drive and card reader in one. A handy gadget that allows you to read images from your digital camera via the USB card reader and save them on the flash drive. Made from recycled ABS plastic and printed with the Lexus logo. LEXU0164

06. Blue Parker pen in an ergonomic shape for perfect weight and balance. Engraved with the Lexus logo. LEXU0165

# OWNING A LEXUS

## ROADSIDE ASSISTANCE

We want to ensure that you enjoy driving your Lexus anywhere in Europe with complete peace of mind. This is why we provide you with Lexus Roadside Assistance 24 hours a day, 365 days a year in both the UK and Europe\*. Your membership gives you personal cover. That means you are entitled to the full range of benefits and services as the driver or passenger of any vehicle, not just while driving your Lexus. Your partner is also eligible for the same cover provided you both reside at the same address. To make use of this added bonus, please register your partner with Lexus Roadside Assistance on 0800 169 0393.

\* Lexus Roadside Assistance is provided for the first three years of owning the car.

## THREE-YEAR COMPREHENSIVE WARRANTY

Any defect that is attributable to a manufacturing or assembly defect under normal use is covered by your warranty. This provision applies for a period of three years or 60,000 miles, whichever comes first, with no mileage limit for the first year. In the event of a breakdown immobilising your Lexus, the cost of recovering it to the nearest Lexus Centre is also covered if that breakdown is the result of a warrantable defect.

## FIVE-YEAR HYBRID COMPONENT WARRANTY

For hybrid models, certain components within the hybrid drivetrain system have a five-year or 60,000 miles warranty, whichever comes first.

## THREE-YEAR SURFACE RUST AND PAINTWORK WARRANTY

The three-year, unlimited mileage warranty covers surface rust and paint defects on any painted body panels due to a fault in material or workmanship.

## 12-YEAR CORROSION PERFORMANCE WARRANTY

A 12-year unlimited mileage warranty covers the vehicle against rust perforation through any sheet metal body panel (subject to certain exclusions specified in the warranty booklet) occurring as a result of a manufacturing or assembly defect in the vehicle. The warranty booklet supplied with each new vehicle gives full details. This warranty is also transferable to subsequent owners.

## ACCESSORIES

Please consult your local Lexus Centre for the full specification of approved Lexus Accessory products.

## LEXUSCARE®

For us, caring for your Lexus is the equivalent of caring for you, our customer. Each member of the Lexus team has honed their skills and knowledge to ensure that you experience the highest levels of care. This extends to every aspect of our service. Wherever possible we will provide a replacement car while yours is being maintained and we aim to ensure that any time you spend with us in the Lexus Lounge is relaxing and enjoyable. Read a paper, watch television or even work on your laptop. Excellence of service is more than just a goal, it's our passion. And, through the LexusCare® programme, that passion endures long after your car has left the showroom.

## LEXUS FINANCIAL SERVICES

Lexus Financial Services offers an extensive range of finance products, including Lexus Connect - Contract Purchase and Lexus Connect - Contract Hire, products that offer a combination of benefits designed to make acquiring a Lexus as easy as driving one. Whether you are a private motorist looking for the most flexible, affordable options or a business wishing to boost cash flow and tax efficiency, our finance products provide attractive, refined solutions. Your Lexus Centre will be

happy to discuss the full range of financing options available and create a quotation that is right for you. When you choose to go ahead your Lexus Centre will arrange your application. There are no lengthy forms to fill in and immediate acceptance is possible in many cases. Delivering complete customer satisfaction underpins everything we do at Lexus, so once you commence an agreement with us, you can rest assured that our team of UK-based customer service representatives are only a phone call away if you have any queries. Finance subject to status to over-18s. Terms and conditions apply. Indemnities may be required.

## WORLD-LEADING QUALITY

Since its launch, Lexus has been in the vanguard of what is achievable in the luxury automobile category. Our long list of awards and quality records is proof of this achievement: in addition to awards for best luxury car, best chauffeur car, best security and being rated best manufacturer, over the past decade Lexus has continued to lead the way in customer satisfaction and has been awarded the highest position in several UK vehicle ownership satisfaction studies.

## CLASS-LEADING COST OF OWNERSHIP

The new CT 200h represents outstanding value for money, offering an unparalleled combination of taxation benefits, low running costs, competitive residual values and very low fuel consumption.

## LOWEST TAX BRACKET IN SEGMENT

Producing best-in-class CO<sub>2</sub> emissions of only 94g/km, the CT 200h offers the maximum tax advantages available for businesses, with a 100% writedown allowance, and lower National Insurance contributions and Benefit In Kind tax. The CT 200h is also exempt from the London Congestion Charge. As a result, fleet owners and company car drivers can enjoy substantial tax benefits.

# INTERIOR COLOURS FABRIC

## FABRIC



A. Panther Black




B. Silk Ivory



C. Lava Red

## DASHBOARD INLAYS (centre fit)



D. Storm Black\*



E. Carbon Graphite



F. Tropical Bamboo



G. Dark Brown Ash Burl Wood



A/D



B/F



C/E

Each fabric is available in combination with all the exterior colours, except for Lava Red for which certain restrictions apply. Please consult your local Authorised Lexus Retailer for further information. Please note: each fabric colour can be combined with each inlay design. These images illustrate a selection of the interior combinations available.  
\* Comes as standard.

# INTERIOR COLOURS LEATHER


## LEATHER



A. Black




B. Ivory




C. Venaro Grey

## DASHBOARD INLAYS (centre fit)



D. Storm Black\*



E. Carbon Graphite



F. Tropical Bamboo



G. Dark Brown Ash Burl Wood



A/D



B/G



C/E

Please note: each leather colour can be combined with each inlay design. These images illustrate a selection of the interior combinations available.  
\* Comes as standard.



EXTERIOR  
COLOURS

ARCTIC PEARL (077)



ARGENTO ICE (1G1)



SOLAR YELLOW (5B1)



LANGDON BRONZE (4V3)



CERULEAN BLUE (8U9)



OBSIDIAN BLACK (214)



ULTRA BLUE (8U1)



MESA RED (3R1)



CADOXTON SLATE (1G0)



VELVET BLACK (212)\*



\* Solid colour



# EXPERIENCE THE NEW LEXUS CT 200h

---

We hope to have conveyed in these pages that the CT 200h offers a distinctive and exciting driving experience. For further information and the location of your local Lexus Centre please visit our website, [www.lexus.co.uk](http://www.lexus.co.uk), or call 0845 129 5484.

February 2011

Please note while every effort is made to reproduce accurate information, we reserve the right to change specifications, equipment and availability without prior notice. The brochure cannot be regarded as infallible (the car shown is left-hand drive) and, as such, does not constitute an offer for sale of the particular car shown. Information in this brochure was correct at the time of going to press.

